




ESTABLISHED 1991

STEALTH VALVE & CONTROLS LTD.

The "Application Solution" Company®

Exclusive Stocking Distributor for Valves, Actuators, Instruments and Specialty Products Serving:
Industrial, Power, Food and Beverage, Chemical, OEM, Municipal, Automotive,
Petro-Chemical, Pulp and Paper, Mining and Commercial Markets

MANUAL & AUTOMATED BALL VALVES



THROTTLING & CONTROL







PMP PRECISION VALVE CO. LTD.

THE "APPLICATION SOLUTION" COMPANY®










M A N U A L •

MODEL	A101	A200	M276	A301
				
DESIGN	One Piece Reduced Port Investment Cast Blow Out Proof Stem	Two Piece Full Port Investment Cast Blow Out Proof Stem <i>Actuator Mounting</i>	Two Piece Full Port ISO 5211 Direct Actuator Mounting Blow Out Proof Stem "O" Ring Stem Seal Low Operating Torque	Three Piece Full Port Investment Cast Blow Out Proof Stem
PRESSURE CLASS	800 PSI WOG 150 PSI Steam	A201 – 1000 PSI WOG A202 – 2000 PSI WOG A203 – 3000 PSI WOG A206 – 6000 PSI WOG	1000 PSI WOG 150 PSI Steam	1000 PSI WOG 150 PSI Steam
BODY MATERIAL	CF8M WCB	CF8M WCB	CF8M	CF8M WCB
END CONNECTIONS	N.P.T.	N.P.T.	N.P.T.	N.P.T. B.W. S.W.
SIZE RANGE	1/4" – 2"	A201 – 1/4" – 3" A202 – 1/2" – 2" A203 – 1/4" – 2" A206 – 1/2" – 2"	1/2" – 2"	1/4" – 4"
SEAT MATERIAL	PTFE RPTFE	PTFE RPTFE DELRIN	PTFE RPTFE	PTFE RPTFE
OPERATORS	S.S. Latch Lock	S.S. Latch Lock Pneumatic Electric	S.S. Non-Lock Lever Pneumatic Electric	S.S. Latch Lock
ACCESSORIES	Limit Switches Stem Extension	Limit Switches Solenoid Switches Position Transmitters Positioners Volume Boosters Speed Controls Air Filter Regulators	Limit Switches Solenoid Switches Position Transmitters Positioners Volume Boosters Speed Controls Air Filter Regulators	Limit Switch Stem Extensions

NOTE: 200 PSI Steam Using RTFE Seats / 250 PSI Steam Using Graphite Stem Seats












A U T O M A T E D •

M392	M305/M306	M2013KC	M380F	M333
				
Three Piece Full Port ISO 5211 Direct Actuator Mounting Investment Cast Blow Out Proof Stem	Three Piece M305 Standard Port M306 Full Port ISO 5211 Direct Actuator Mounting Investment Cast Blow Out Proof Stem Fire Tested Design	Three Piece Sanitary Full Port ISO 5211 Actuator Mounting Investment Cast Blow Out Proof Stem Cavity Filled Seat Interior Finish 20 RA	Three Piece - Full Port ISO 5211 Mounting Investment Cast Blow Out Proof Stem Patented "Sealmaster" Stem Arrangement Live Loaded Stem Packing API 607 Fire Safe	Three Way Standard Port ISO 5211 Direct Actuator Mounting Investment Cast Blow Out Proof Stem "L" or "T" Port
1000 PSI WOG 150 PSI Steam	2000 PSI WOG 250 PSI Steam 1/2" - 1 1/4" 2000 PSI 1 1/2" - 2" 1500 PSI	2000 PSI WOG 150 PSI Steam	ANSI CLASS 600 1480 PSI CWP 250 PSI Steam	1000 PSI WOG 150 PSI Steam
CF8M WCB	CF8M WCB	CF8M	CF8M WCB	CF8M
N.P.T. B.W. S.W.	N.P.T. B.W. S.W.	T-Clamp Buttweld	N.P.T. B.W. S.W.	N.P.T.
1/4" - 3"	1/4" - 2 1/2"	1/4" - 2"	1/2" - 3"	1/2" - 2"
PTFE RPTFE	PTFE RPTFE MG1241 Steam Seats	PTFE RPTFE	PTFE RPTFE UHMWPE Steam Seats	PTFE RPTFE
S.S. Latch Lock Pneumatic Electric	S.S. Latch Lock Pneumatic Electric	S.S. Latch Lock Pneumatic Electric	S.S. Latch Lock Pneumatic Electric	S.S. Non-Lock Lever Pneumatic Electric
Limit Switches Solenoid Valves Position Transmitters Positioners Volume Boosters Speed Controls Air Filter Regulators	Limit Switches Solenoid Valves Position Transmitters Positioners Volume Boosters Speed Controls Air Filter Regulators	Limit Switches Solenoid Valves Position Transmitters Positioners Volume Boosters Speed Controls Air Filter Regulators	Limit Switches Solenoid Valves Position Transmitters Positioners Volume Boosters Speed Controls Air Filter Regulators Emission Control	Limit Switches Solenoid Valves Position Transmitters Positioners Volume Boosters Speed Controls Air Filter Regulators

NOTE: 200 PSI Steam Using RTFE Seats / 250 PSI Steam Using Graphite Steam Seats

F L A N G E D



M33	M115	M200	BFS	ACCESSORIES
				
3-4-5 Way Full Port ISO 5211 Mounting Blow Out Proof Stem Anti Static Device TUV-TA-LUFT Sealing Trunnion Mount "L" "LL" "T" "TT" Port	One Piece Standard Port ISO 5211 Direct Actuator Mounting Fire Tested Design Floating Ball Anti Static	Two Piece Full Port ISO 5211 Direct Actuator Mounting Fire Tested Design Floating Ball Anti Static	Sanitary Butterfly Polished Interior	Limit Switches
ANSI 150 ANSI 300	ANSI 150	ANSI WAFER – M272 ANSI 150 – M215 ANSI 300 – M230 ANSI 600 – M260	150 PSI WOG	
CF8M WCB	CF8M WCB	CF8M WCB	CF8M WCB	Positioners
N.P.T. S.W., B.W. Flanged – M30	R.F. Flanged	R.F. Flanged RTJ Flanged	Tri Clamp Welded Ends	
3/8" – 6"	1/2" – 12"	1/2" – 12"	1" – 4"	Position Transmitters
PTFE RPTFE	PTFE RPTFE	PTFE RPTFE MG1241 Steam Seats	Silicone Viton	
S.S. Latch Lock Pneumatic Electric Manual Gear	S.S. Latch Lock Pneumatic Electric Manual Gear Hydraulic	S.S. Latch Lock Pneumatic Electric Manual Gear Hydraulic	S.S. Latch Lock Pneumatic Electric	Filter Regulators
Limit Switches Solenoid Valves Position Transmitters Positioners Volume Boosters Speed Controls Air Filter Regulators Emission Control	Limit Switches Solenoid Valves Position Transmitters Positioners Volume Boosters Speed Controls Air Filter Regulators Stem Extensions	Limit Switches Solenoid Valves Position Transmitters Positioners Volume Boosters Speed Controls Air Filter Regulators Stem Extensions	Limit Switches Solenoid Valves Position Transmitters Positioners Volume Boosters Speed Controls Air Filter Regulators Stem Extensions	

NOTE: 200 PSI Steam Using RTFE Seats / 250 PSI Steam Using Graphite Steam Seats



INNOVATIVE VALVE TECHNOLOGY

Pneumatic Actuation

- Double Acting, Spring Return Design
- Hard-Coat Anodized Aluminum Body
- Constant Torque Output
- Compact Design
- **ISO 5211 Direct Actuator Mounting**
- Maximum Output Torque 40,000 in-lbs
- Namur Mounting for Solenoid Valve, Limit Switch and Positioner
- Anti Blowout Pinion
- Long Life Piston Guides
- Pressure Rating 125 psig Maximum
- Temperature Range: -20C to +85C
- Optional High Temperature Seals to 150C
- Pre-Lubricated
- End Caps Powder Coated Die Cast Aluminum
- Open / Close Adjustment Stops
- Optional Features: Epoxy Coated, E.N.P. Bodies



Electric Rotary Actuation

All PMP Actuators provide quiet and reliable operation for all rotary valves. All units are self-locking as standard, local visual indicators with manual override options together with a wide range of voltages.

- IP 67 (NEMA 4, NEMA 4X) Waterproof and Dust-proof Enclosures
- Maximum Output Torque 35,000 in-lbs
- Material: Aluminum Alloy
- Finish: Dry Powder Coated
- Standard Extended Duty Cycle Induction Motor, H Insulation Class for OM-1 and OM-A, F Class for BM-2 and OM-2 to OM-10
- Built-in Thermal Motor Protection (135°C)
- All models have continuous position indication on the top of actuator cover
- Non-clutch design, the manual operation can be operated without any lever, clutch or brake upon power outage
- When the electric motor is operating, the manual override will not rotate
- Ambient Temperature: -5°C to +60°C
- Humidity: 30% to 95%
- Available in the following standard voltages: DC/AC - 12V, 24V, Single phase - 110V, 220V, Three phase - 220V, 380V, 440V
- High alloy steel gear trains provide self-locking function to avoid valve back drive
- Gear trains are factory lubricated with a high temperature rated lubricant
- External adjustable mechanical stops are provided on all electric actuators
- ISO 9001, CE, CSA



Options

- Internal Heater with Thermostat
- Additional Limit Switches
- Potentiometer Unit (1K Ohm)
- Local Control Unit (local/remote, on/off)
- Conduit Entries 1/2" NPT or M20
- Adjustable Torque Switches
- Current Position Transmitter (output 4-20mA)
- Modulating Controller
- Various power supplies



ISO 5211 Direct Actuator Mounting

Speed Controls & Mufflers

Solenoids

Limit Switch

Positioners




Electric

Rotary Actuator
NEMA 4, 4X-CSA,
CE, UL CERTIFIED

Pneumatic Rotary Actuators

Gear



M333
1000 WOG
1/2" - 2"
L or T Port



M392
1000 WOG
1/4" - 3"




M276
900 WOG
1/4" - 2"




M306
2000 WOG
1/4" - 2"



M380F
Class 600
1/2" - 3"
Fire Safe



M115/M215/M230
150RF/300RF
1/2" - 12"



M30
150RF/300RF
1" - 8"
3-4-5 Way
L, T, LL, TT

ORDERING INFORMATION (Example)

A101 - 08 - 03 - FP - 6 - 6 - 02 - LL - N
Model Size End Port Body Ball/Stem Seat Operator Accessory

Model	Size (inches)	End	Port Connections	Body	Ball/Stem	Seats	Operator	Accessories
A101	1/4 08	N.P.T.	01 Reduced RP	C.S. 2	C.S. 2	TFE 01	Manual Lever ML	None N
A201	3/8 10	S.W.	02 Standard SP	316 6	316 6	RTFE 02	Latch Lever LL	Stem Extension ST
A202	1/2 15	B.W. 03	Full Port FP	Monel 7	Monel 7	MG1241 03	Oval Handle OV	Emmission EM
A203	3/4 20	Tri-Clamp	04 V Port VP	Other X	Other X	TFM1600 04	Manual Gear MG	Limit Switch LS
A206	1 25	Compression	05 L Port LP			Cavity F 05	D.A. Pneumatic DA	Beacon Indicator BI
A301	1 1/4 32	Weld End Sch.	06 T Port TP			Peek 06	S.R. Pneumatic SR	Solenoid SO
M305	1 1/2 40	N.P.T. x S.W.	07 LL Port LL			50% S.S. + TFE 07	Hydraulic HO	Speed Control SC
M306	2 50	N.P.T. x B.W.	08 TT Port TT			50% B.P. + TFE 08	Electric EA	Pneumatic Positioner PP
M30	2 1/2 65	S.W. x B.W.	09			Delrin 09		IP Positioner IP
M33	3 80	ANSI 150 R.F.	15			Stellite 10		Hart Positioner HP
M333	4 100	ANSI 300 R.F.	30			TFM 4215 11		NEMA 4 N4
M380F	5 125	ANSI 600 R.F.	60			Other 10		NEMA 7 N7
M380I	6 150	Other	XX					Heater H
M392	8 200							Modular Control MC
M115	10 250							Position Meter PM
M215	12 300							Torque Switch TS
M230								Position Transmitter PT
M260								Local Control LC
M276								Volume Booster VB

VISIT OUR APPLICATION DATA SHEETS ON THE WEB

M MUNICIPAL **I** INDUSTRIAL **C** COMMERCIAL **P** POWER

sales@stealthvalve.com



www.stealthvalve.com

• 24 HOUR EMERGENCY VALVE RESPONSE • 416 945 1258 •



ONTARIO - 1273 North Service Road East, Unit F6, Oakville ON L6H 1A7 - TEL 905 845 4500 • FAX 905 845 4505
2520c St. Laurent Boulevard, Suite 102, Ottawa ON K1H 1B1 - TEL 613 739 4626 • FAX 613 739 1679

BRITISH COLUMBIA - TEL 604 632 4657 • FAX 604 632 4658

QUEBEC - 3460 Poirier, St. Laurent QC H4R 2J5 - TEL 514 332 4260 • FAX 514 331 3924 • TOLL FREE 1 800 361 5571

